



Circle the hidden  and .




Circle the hidden  and .



Circle the hidden  and  .



Circle the hidden , , and .




Circle the hidden



and



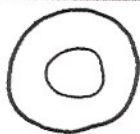
# DOG DAY AFTERNOON



Find and circle the hidden pictures.



1 airplane



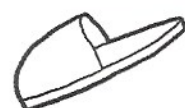
2 donuts



3 books




4 balls



5 slippers

# CAMPING OUT



Find and circle the hidden pictures.



banana



cotton



horseshoe



lamp



milk




ring



rolling pin



zipper



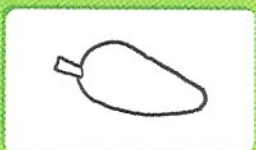
Find and circle the hidden pictures.




1 spade



2 bread slices



3 peppers




4 keys



5 milk cartons



# RATTY'S ADVENTURE




Find and circle the hidden pictures.




brush



bunny



cracker



domino



fortune  
cookie



plane



plant



stick


# 1

## Big Farm

Name
Date

**To parents** Have your child trace the path with his or her finger, then with a pencil. For extra practice, have your child continue to trace the path with different colored pencils. Give your child plenty of encouragement and praise.

Draw a line from the arrow (➔) to the star (★) by following the path.



# 2

## Fresh Vegetables

Name
Date

Draw a line from the arrow (➔) to the star (★) by following the path.



# MAZE CRAZE

Follow the maze from start to finish.

